

Once a video is available, you can forward it to your child’s medical team to be reviewed at the below

.....

Contact your epilepsy nurse phone line to discuss how to forward your video



**Remember: Ask your nurse if you are unsure about anything about your child’s care.**


**Additional instructions**


Developed by Ann Connolly, Siobhan O’Malley, Grainne Griffin – ANP’s Neurology Department, CHI at Crumlin

Date issued January 2023 / Date of review: January 2026

Disclaimer & Copyright ©2023, Children’s Health Ireland at Crumlin, Dublin 12. All rights reserved. No part of this publication may be reproduced, stored in a retrieval system or transmitted in any form or by any means without the prior written permission of the copyright holder. Every effort has been made to ensure that the information provided is accurate and in accord with standards accepted at the time of printing.


Sláinte Leanaí Éireann



Children’s Health Ireland

**Information for teachers/ carers  
of a child**

**Tips on Recording  
Seizure Events**



**Children’s Health Ireland at Crumlin**

**Phone: 01 409 6100**

A child in your care is having events that are under investigation for possible seizures. It can be very helpful for your doctor/nurse to get a clear description of the events that you are seeing.

Please find a list of tips for describing your child's event.


### **Please record in a notebook/Seizure diary.**

- What was the child doing at the time - sleeping, waking, playing etc?
- What alerted you to the seizure - cry, fall, stare, head turn etc?
- Did the child talk or perform actions during the seizure?
- Which parts of the body were affected?
- Was one side affected more than the other?
- Did the body stiffen, jerk or twitch?
- Were there any eye changes - moving right/left, rolling, blinking, pupils dilated etc?
- Was the child aware during the event?
- Did the child's skin colour change - pale, flushed, blue?
- Did breathing change?
- Did the child wet / soil themselves?
- Did the child vomit?
- Were there any injuries?

- How did the child behave after the seizure - alert, drowsy, confused?
- Did the child remember any 'funny feelings' before the seizure started?
- How long did seizure activity last (Please state if timed)?
- How long did it take the child to return to normal activity?

*(Adapted from Epilepsy Ireland publication: Epilepsy and Children - A Guide for Parents Nov 2019)*

A child in your care is having events that are under investigation. It can be very helpful for your doctor/nurse to see a video of the event.



**The following are a list of tips for videoing to ensure you get the best video possible**

*Always make sure your child is safe before starting to video an event.*

- Ensure the room is bright. Turn on a light if necessary.
- If it occurs while in bed, pull back bedclothes to show your child's full body.

### **TRY TO DO THE FOLLOWING**

- Video your child's whole body initially and then focus in on specific parts as the event progresses e.g. eye movements, hand twitching etc.
- Video your child's face.
- Record any sounds your child is making.
- Speak to your child during the recording and if they do not respond then touch/tickle them in order to gauge how alert/ responsive they are.
- If appropriate, give a code word i.e. "green balloon" afterwards ask your child to repeat the code word to assess their level of awareness.
- Comment on what you are seeing in the video as you record it – this will highlight your concerns to whoever looks at the video later.

