




## Admitting and Discharging a PICC placement through the Day Unit

**Provide the DISCHARGING A PICC LINE DOCUMENT to Referring Team when discharging Patient**

Admission	<i>Please tick</i>	Yes	No
Follow all normal admission procedures			
Contact Referring Team requesting insertion of the PICC line, reminding of need to give discharge advice care and follow-up instructions to Parent/Guardian post operatively.			
Obtain contact details enter here to facilitate discharge			
Discharge	<i>Please tick</i>	Yes	No
Follow all normal discharge procedures			
Contact referring team and inform them patient has returned to ward and requires the discharge advice, care instructions and follow up details by them prior to discharge			
Has the referring team given documentation and all follow up advice?			
Check the PICC line insertion site and dressing covering is it intact?			

	<i>Please tick</i>	Yes	No	
If clamp is in situ, is it closed				
Is there a Bionector (needle free device) in situ?				
PICC line is secure with correctly sized tubigrip or mollelast bandage				
Has a previous central line been removed? Observe site				
Ensure parent/guardian is in possession of all relevant documentation, information, follow up care contact numbers prior to leaving the day unit				

**Report any concerns or boxes ticked no to senior staff member**

**Nursing Student** (Print Name): ..... **Signature:** ..... **NMBI:** .....

**Registered Nurse Name** (Print Name): ..... **Signature:** ..... **NMBI:** .....